# Luna

DK Monteringsvejledning
EN Installation instruction
DE Montageanleitung
SE Monteringsanvisning

Art. No: 57061, 57062, 57064, 57064BR,
VVS: 776475004, 776475011, 776475005

EDITION: 2024-04-05

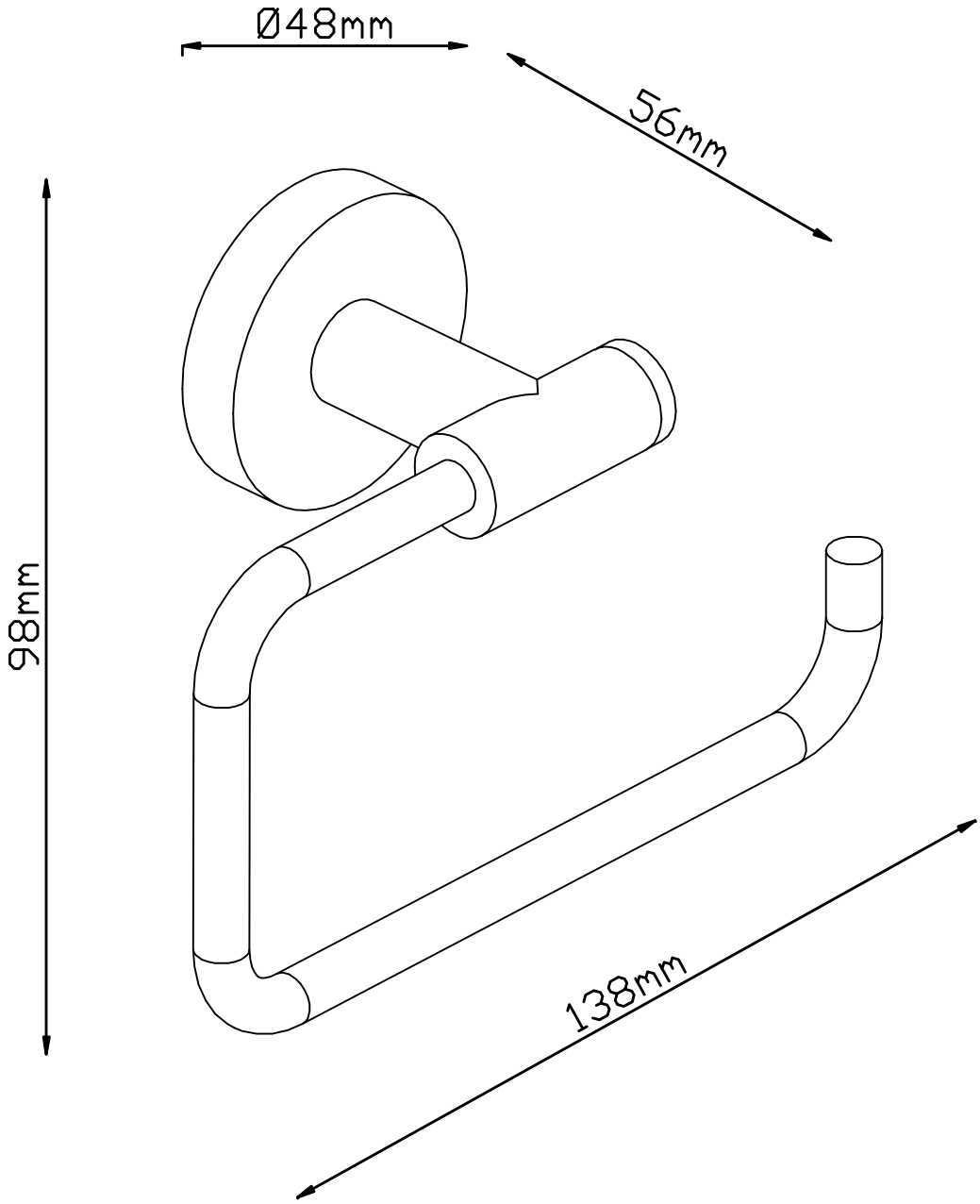


Lavabo A/S - Neptunvej 17 - DK-6000 Kolding
Tlf. +45 75 55 88 66 - E-mail: info@lavabo.dk - www.lavabo.dk

# Luna

LAVABO®

## 1. DK Indhold i pakken
## EN Contents of the package
## DE Inhalt des Pakets
## SE Innehållet i förpackningen

| | |
|---|---|
| DK | Toiletrulleholder |
| EN | Toilet roll holder |
| DE | Toiletenpapier Halter |
| SE | Toalettrullehållare |

| | |
|---|---|
| DK | Vægmonteringsskive |
| EN | Wall mounting disc |
| DE | Wandmontagescheibe |
| SE | Väggmonteringsskiva |



| | |
|---|---|
| DK | 2x rawplug M6 |
| EN | 2x rawplug |
| DE | 2x Dübel M6 |
| SE | 2x rawplug M6 |



| | |
|---|---|
| DK | 2x M3 x 40 skrue PH2 |
| EN | 2x M3 x 40 screw PH2 |
| DE | 2x M3 x 40 Schraube PH2 |
| SE | 2x M3 x 40 skruv PH2 |

| | |
|---|---|
| DK | Pinolskrue M5 x 8 |
| EN | Spindle screw M5 x 8 |
| DE | Spindelschraube M5 x 8 |
| SE | Spindelskruv M5 x 8 |

| | |
|---|---|
| DK | Unbrakonøgle 2,5 mm |
| EN | Allen key 2.5 mm |
| DE | Inbusschlüssel 2,5 mm |
| SE | Insexnyckel 2,5 mm |

LAVABO®

## 2. DK Nødvendigt værktøj
EN Necessary tools
DE Notwendige Werkzeuge
SE Nödvändiga verktyg



## 3. DK Montering
EN Installation
DE Montage
SE Montering

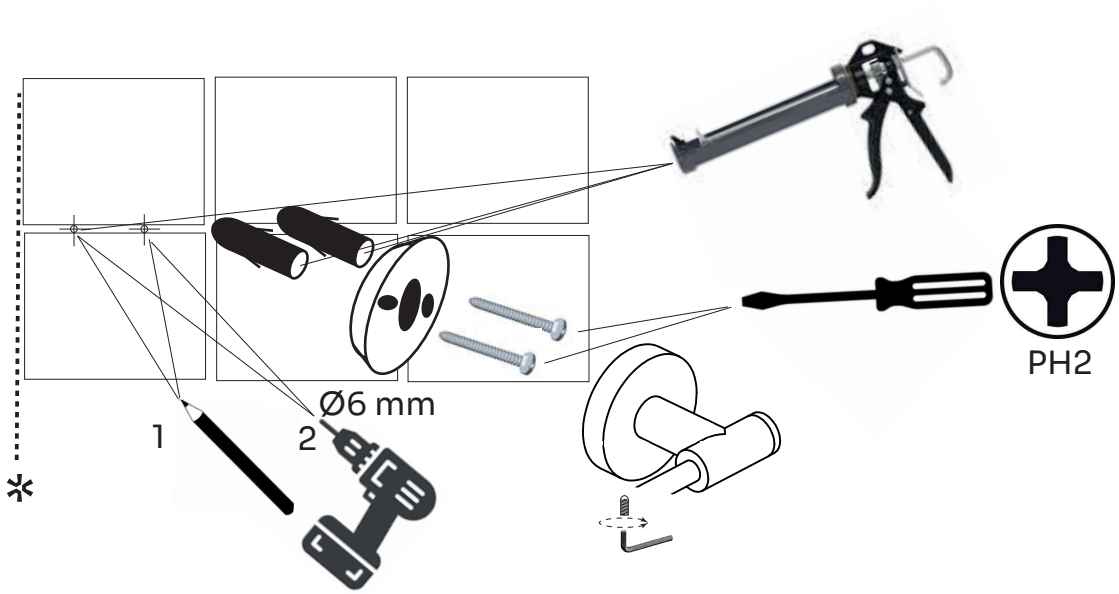


*

DK Vådrumssikring foretages ud fra branchebestemmelser.
EN Wet room protection is carried out based on industry regulations.
DE Der Feuchtraumschutz erfolgt nach branchenüblichen Vorschriften.
SE Infästning och tätning ska ske enligt branschregler Säker Vatteninstallation.